



THE CORPORATION OF THE TOWNSHIP OF SOUTHWOLD

- A G E N D A -

Monday February 6, 2023

SPECIAL MEETING OF COUNCIL

4:00 pm, Council Chambers, Fingal/Via Video Link

For the purpose of Budget Deliberations

1. **CALL TO ORDER**
2. **DISCLOSURE OF PECUNIARY INTEREST**
3. **REPORT**
 - (a) FIN 2023-03 2023 Budget - Report #2.
4. **OTHER BUSINESS**
 - (a) Elgin Tax Rate and Levy Comparison
5. **ADJOURNMENT: **NEXT REGULAR MEETING OF COUNCIL****
Monday February 13, 2023 @ 7:00 P.M.
Council Chambers, Fingal/Via Video Link



TOWNSHIP OF SOUTHWOLD

Report to Council

MEETING DATE: February 6, 2023

PREPARED BY: Michele Lant, Director of Corporate Services/Treasurer

REPORT NO: FIN 2023-03

SUBJECT MATTER: 2023 Budget – Report #2

Recommendations:

1. That the budget changes contained in this report be approved.
2. That the 2023 Budget Levy of \$4,222,177 be approved.
3. That staff be instructed to proceed with preparing the Budget Summary presentation and necessary by-laws and reports to implement the budget.

Purpose:

To present an update of the Draft 2023 Operating Budget and Capital Forecast based on Council direction.

Background:

Staff and Council have reviewed the draft budget documents over four meetings to date. Based on this review and direction from Council, this report examines several areas that Council requested additional information. This report consolidates the review and comments from all staff.

FIN 2023-03 2023 Budget Report #2

Comments/Analysis:

The following comments and analysis are based on Council deliberation and direction to staff from the previous budget meetings.

1. Tax Stabilization Reserve – lowered by \$25,000

The contribution to the Tax Stabilization Reserve was lowered by \$25,000. This decrease will not have an immediate or significant impact with the current balance in this Reserve. When the Amazon building is assessed, portions of this tax levy could be allocated to this Reserve.

2. Administration – Ward Review Project

At the direction of Council, this project has been removed from 2023 Capital projects. This was to be funded out of the Efficiency Reserve – no tax levy impact. Staff will provide general background information on the ward boundary process so Council can consider whether this should be further reviewed in 2024.

3. Administration – HR/H&S Policy Updates – lowered, anticipate most work will be completed by staff – may need some focused assistance only.

4. Administration Facility

- a. incorporated possible office renovations/furniture changes to maximize space for staff - \$80,000
- b. funded from Office Reserve
- c. postponed a future addition/renovation to 2026+ depending on need, an improvement that can be made within existing space and how quickly there is a need for more space

5. Fire Department – Decontamination Washer/System - \$50,000

This item has been removed from the 2023 Capital forecast and moved to the 2024 Capital forecast pending further consideration. The Fire Chief will continue to investigate the possibility of outside funding for this equipment. A report to Council will be brought forth at a future meeting.

6. Fire Department – Extractor

FIN 2023-03 2023 Budget Report #2

- a. The estimated useful life for the extractor (Bunker Gear Cleaning) is 20 years. Purchase of an extractor would coincide with the new Talbotville Fire Station. The estimated cost is \$20,000. The savings from sending equipment out for cleaning would be about \$3,250/yr. Annual cost of the extractor, plus consumables would be \$1,500 - \$2,000/year, creating a net savings of about \$1,250/yr. There are also non-monetary benefits including:
- b. The convenience is a huge factor and time saver vs having staff pack and send gear
- c. When we send gear for cleaning it's typically gone for 7 days, so that firefighter must wear spare gear or possibly not be able to respond. In house cleaning could be completed in half a day.
- d. Clean gear is vital in cancer prevention and in-house cleaning would make cleaning a much easier process.
- e. Staff recommend maintaining the extractor in the budget to be included in the new Talbotville Fire Station

7. Fire Equipment Reserve – lowered by \$10,000

The contribution to the Fire Equipment Reserve was lowered by \$10,000. This decrease will not have an immediate or significant impact on this Reserve. If the extractor and decontamination system are eventually obtained, this may need to be increased.

8. Keystone & Library Facility

At the direction of Council, staff has requested a quote on the relamping of fixtures at the Keystone Complex instead of upgrading the current fixtures. A report to Council will be brought forth at a future meeting.

9. Parks Reserve – removed \$25,000

Based on the fact that buildings in the Township parks are newer, this contribution can be removed for 2023 and brought forward in 2024.

10. Shedden Open Space Park – Fencing/netting \$46,200

This item requires additional review and determination of need – funded from Reserve – no tax levy impact. Further discussions will be held to review possible changes at the park. Staff believe that from a safety and liability perspective there should be fencing between the park and Union Road.

FIN 2023-03 2023 Budget Report #2

11. Shedden Open Space Park – Parking expansion – to be further reviewed for need and options for changes to program operation – on hold pending further review and direction
12. Talbotville Optimist Heritage Park – basketball court
At the direction of Council, staff has investigated the possibility of levelling the concrete pad instead of resurfacing. After inspection, it was determined that the cracks are too big to level and fill.
13. Public Works Facility
Staff continues to investigate the comments from Council and will update Council at a future meeting. Funding availability will also be reviewed and reported to Council when more information is available.
14. Various minor adjustments to revenues and expenses throughout the budget.

The total decrease in the levy from these adjustments is \$117,500.

2023 Tax Levy and Tax Rates

2nd Draft Key Numbers	
2022 Levy	\$3,879,098
2023 Levy	\$4,222,177
Levy \$ Increase	\$343,079
Levy % Increase	8.84%
Growth Adjusted Levy \$ Increase	\$205,298
Growth Adjusted Levy % Increase	5.29%
Tax Rate Change	5.11%

FIN 2023-03 2023 Budget Report #2

At this point a preliminary County Tax Rate is 2.07%. There is no change to the education rate, since there was not a re-assessment. Based on these factors, the overall rate change will be just over 3%.

Additional information showing the impact on various median assessments is attached.

As well, staff have compiled information comparing the Township's property tax with other municipalities in Elgin County. This is based on 2022 rates, as municipalities are at various stages of approving their 2023 budgets. It is anticipated most municipalities will be seeing similar increases and thus the differential will remain relatively steady.

Financial Implications:

None. The Budget and Capital Forecast will help establish and guide financial planning for 2023 and beyond.

Strategic Plan Goals:

The above recommendation helps the Township meet the Strategic Plan Goal of:

- Promoting residential, agricultural, commercial, and industrial development by ensuring policies and services are in place to support growth in The Township of Southwold.
- Promoting a healthy, naturally beautiful, and community-oriented municipality by encouraging and supporting involvement of volunteer organizations wishing to provide cultural and recreational activities in the Township of Southwold.
- Providing improved transportation and a strong commitment to asset management with a goal of maintaining the Township's infrastructure in the promotion of public safety
- Exercising good financial stewardship in the management of Township expenditures and revenues.
- Promoting public engagement, transparent government, and strong communications with all members of the community across various mediums for the strengthening of civic participation.

**Respectfully Submitted by:
Michele Lant, Director of Corporate
Services/Treasurer
"Submitted electronically"**

**Approved by:
Jeff Carswell, CAO/Clerk
"Approved electronically"**

Median Residential

Year	Assess Code	Assessment	Township	County	Education	Total	/Month
2022	RT	\$236,000	\$1,236.75	\$1,499.69	\$361.08	\$3,097.52	\$258.13
2023	RT	\$236,000	\$1,299.92	\$1,531.18	\$361.08	\$3,192.18	\$266.02
\$ Difference		\$0	\$63.17	\$31.49	\$0.00	\$94.66	\$7.89
% Difference		0.00%	5.11%	2.10%	0.00%	3.06%	3.06%

Median Farmland

Year	Assess Code	Assessment	Township	County	Education	Total	/Month
2022	FT	\$723,000	\$871.44	\$1,056.71	\$276.55	\$2,204.69	\$183.72
2023	FT	\$723,000	\$915.95	\$1,078.90	\$276.55	\$2,271.39	\$189.28
\$ Difference		\$0	\$44.51	\$22.19	\$0.00	\$66.70	\$5.56
% Difference		0.00%	5.11%	2.10%	0.00%	3.03%	3.03%

Median Farmhouse

Year	Assess Code	Assessment	Township	County	Education	Total	/Month
2022	RT	\$180,900	\$948.00	\$1,149.55	\$276.78	\$2,374.33	\$197.86
2023	RT	\$180,900	\$996.42	\$1,173.69	\$276.78	\$2,446.89	\$203.91
\$ Difference		\$0	\$48.42	\$24.14	\$0.00	\$72.56	\$6.05
% Difference		0.00%	5.11%	2.10%	0.00%	3.06%	3.06%

Total Median Farm and House

Year	Assess Code	Assessment	Township	County	Education	Total	/Month
2022	RT/FT	\$903,900	\$1,819	\$2,206	\$553	\$4,579.03	\$381.59
2023	RT/FT	\$903,900	\$1,912	\$2,253	\$553	\$4,718.29	\$393.19
\$ Difference		\$0	\$92.93	\$46.33	\$0.00	\$139.26	\$11.61
% Difference		0.00%	5.11%	2.10%	0.00%	3.04%	3.04%

Median Small Office Building

Year	Assess Code	Assessment	Township	County	Education	Total	/Month
2022	CT	\$169,000	\$1,450.33	\$1,758.67	\$1,487.20	\$4,696.19	\$391.35
2023	CT	\$169,000	\$1,524.40	\$1,795.60	\$1,487.20	\$4,807.20	\$400.60
\$ Difference		\$0	\$74.08	\$36.93	\$0.00	\$111.01	\$9.25
% Difference		0.00%	5.11%	2.10%	0.00%	2.36%	2.36%

Large Industrial

Year	Assess Code	Assessment	Township	County	Education	Total	/Month
2022	LT	\$5,000,000	\$74,199.95	\$89,975.05	\$44,000.00	\$208,175.00	\$17,347.92
2023	LT	\$5,000,000	\$77,989.74	\$91,864.53	\$44,000.00	\$213,854.27	\$17,821.19
\$ Difference		\$0	\$3,789.79	\$1,889.48	\$0.00	\$5,679.27	\$473.27
% Difference		0.00%	5.11%	2.10%	0.00%	2.73%	2.73%

Taxation

Taxation

Taxation	Account	2022 YTD	2022 Budget	2023 Budget	\$ Variance	% Variance	2025 Forecast	2025 Forecast
Revenue								
01-1011-0040	R - Residential	(\$2,537,018)	(\$2,885,950)	(\$3,174,766)	(\$288,816)	10.01%	(\$3,301,756)	(\$3,433,827)
01-1011-0002	C - Commercial	(\$102,005)	(\$100,965)	(\$136,951)	(\$35,986)	35.64%	(\$142,429)	(\$148,126)
01-1011-0003	C - Commercial - Excess Land	(\$9,422)	(\$9,600)	(\$10,091)	(\$490)	5.11%	(\$10,494)	(\$10,914)
01-1011-0004	C - Commercial - Vacant Land	(\$51,945)	(\$2,898)	(\$3,046)	(\$148)	5.11%	(\$3,168)	(\$3,295)
01-1011-0005	C - Commercial	(\$211)	(\$215)	(\$226)	(\$11)	5.11%	(\$235)	(\$244)
	C - Commercial - CO	\$0	\$0	(\$134)	(\$134)	0.00%	(\$139)	(\$145)
01-1011-0021	X - New Commercial	(\$22,499)	(\$25,993)	\$0	\$25,993	-100.00%	\$0	\$0
01-1011-0022	I - Industrial	(\$8,236)	(\$11,319)	(\$11,897)	(\$578)	5.11%	(\$12,373)	(\$12,868)
01-1011-0023	I - Industrial	(\$88)	(\$90)	(\$94)	(\$5)	5.11%	(\$98)	(\$102)
01-1011-0030	I - Industrial - Excess Land	(\$272)	(\$278)	(\$292)	(\$14)	5.11%	(\$303)	(\$315)
01-1011-0040	I - Industrial - Vacant Land	(\$81,456)	(\$56,704)	(\$59,600)	(\$2,896)	5.11%	(\$61,985)	(\$64,464)
01-1011-0050	L - Large Industrial	(\$95,162)	(\$96,967)	(\$103,386)	(\$6,419)	6.62%	(\$107,522)	(\$111,823)
01-1011-0051	P - Pipeline	(\$33,901)	(\$35,078)	(\$37,758)	(\$2,681)	7.64%	(\$39,269)	(\$40,839)
01-1011-0052	F - Farmland	(\$652,018)	(\$651,024)	(\$681,615)	(\$30,591)	4.70%	(\$708,880)	(\$737,235)
01-1011-0053	T - Managed Forest	(\$2,033)	(\$2,018)	(\$2,321)	(\$303)	15.02%	(\$2,414)	(\$2,510)
	Total	(\$3,596,265)	(\$3,879,098)	(\$4,222,177)	(\$343,079)	8.84%	(\$4,391,064)	(\$4,566,707)

Budget Summary

Account	2022 YTD	2022 Budget	2023 Budget	\$ Variance	% Variance	2024 Forecast	2025 Forecast
Property Taxation	(\$3,879,098)	(\$3,879,098)	(\$4,222,177)	(\$343,079)	8.84%	(\$4,222,177)	(\$4,978,116)
Other Revenue/General Gran	(\$1,887,975)	(\$1,694,200)	(\$1,801,700)	(\$107,500)	6.35%	(\$1,801,700)	(\$1,627,100)
Council	\$102,834	\$112,700	\$115,000	\$2,300	2.04%	\$115,000	\$117,300
Administration	\$817,139	\$657,700	\$682,530	\$24,830	3.78%	\$682,530	\$712,140
Police	\$639,150	\$611,948	\$630,000	\$18,052	2.95%	\$630,000	\$615,842
Conservation Authority	\$60,462	\$60,462	\$65,309	\$4,847	8.02%	\$65,309	\$67,921
By-law, Canine, Livestock	\$9,782	\$25,870	\$21,295	(\$4,575)	-17.68%	\$21,295	\$21,950
Waste Management	\$356,695	\$322,625	\$320,000	(\$2,625)	-0.81%	\$320,000	\$365,000
Cemeteries	\$19,840	\$12,300	\$14,120	\$1,820	14.80%	\$14,120	\$15,072
Fire Department	\$861,698	\$793,670	\$830,758	\$37,088	4.67%	\$830,758	\$837,185
Building	(\$230,093)	\$0	\$0	\$0	0.00%	\$0	\$13,400
Municipal Property	\$48,915	\$32,634	\$29,216	(\$3,418)	-10.47%	\$29,216	\$35,072
Keystone	\$86,959	\$67,000	\$83,500	\$16,500	24.63%	\$83,500	\$84,770
Parks	\$82,996	\$190,000	\$206,500	\$16,500	8.68%	\$206,500	\$193,800
Roads	\$3,307,894	\$2,537,640	\$2,806,750	\$269,110	10.60%	\$2,806,750	\$3,298,985
Planning	\$48,746	\$37,750	\$102,750	\$65,000	172.19%	\$102,750	\$104,805
Drainage	\$160,024	\$110,999	\$116,150	\$5,151	4.64%	\$116,150	\$121,973
Net Surplus/Deficit	\$605,969	(\$0)	\$0	\$0		\$0	\$0

Cash and Capital Requirements - Summary

Account	2022 YTD	2022 Budget	2023 Budget	\$ Variance	% Variance	2024 Forecast	2025 Forecast	Notes
Gas Tax Funding	(\$140,213)	(\$140,212)	(\$146,309)	(\$6,097)	4.35%	(\$146,309)	(\$146,309)	Apply to Roads Construction
Machine Usage	\$0	(\$220,000)	(\$300,000)	(\$80,000)	36.36%	(\$300,000)	(\$300,000)	Apply to Equipment Reserve
OCIF		(\$451,222)	(\$407,490)	\$43,732	-9.69%	(\$407,490)	(\$407,490)	Apply OCIF to Roads Construction
Tax Stabilization Reserve	\$75,000	\$75,000	\$75,000	\$0	0.00%	\$200,000	\$200,000	
Transfer to Reserve	\$0	\$0	\$0	\$0	0.00%	\$0	\$0	
GG - Working Capital	\$0	\$0	\$0	\$0	0.00%	\$0	\$0	
GG - Administration	\$10,000	\$10,000	\$10,000	\$0	0.00%	\$10,000	\$10,000	
GG - Computers	\$18,000	\$18,000	\$18,000	\$0	0.00%	\$18,000	\$18,000	
GG - Building Renewal	\$25,000	\$25,000	\$25,000	\$0	0.00%	\$25,000	\$25,000	
GG - Election Reserve		\$0	\$0	\$0	0.00%	\$0	\$0	
Fire - Apparatus	\$75,000	\$75,000	\$75,000	\$0	0.00%	\$75,000	\$76,500	better reflects anticipated need
Fire - Building Renewal	\$95,000	\$95,000	\$95,000	\$0	0.00%	\$95,000	\$96,900	
Fire - Major Equipment	\$90,000	\$90,000	\$90,000	\$0	0.00%	\$100,000	\$102,000	
Fire - Communications	\$10,000	\$10,000	\$30,000	\$20,000	200.00%	\$30,000	\$30,600	
Fire - Funeral	\$0	\$0	\$0	\$0	0.00%	\$0	\$0	Current Balance \$10,500
Building - Equipment	\$0	\$0	\$0	\$0	0.00%	\$0	\$0	
Building - Fleet	\$0	\$0	\$0	\$0	0.00%	\$0	\$0	
Roads - Building Renewal	\$100,000	\$100,000	\$100,000	\$0	0.00%	\$490,000	\$490,000	
Roads - Gas Tax	\$0	\$0	\$0	\$0	0.00%	\$0	\$0	
Roads - Fleet	\$0	\$0	\$0	\$0	0.00%	\$0	\$0	
Roads - Equipment	\$230,000	\$220,000	\$300,000	\$80,000	36.36%	\$300,000	\$300,000	offset above
Roads - Road Construction	\$1,441,434	\$1,416,434	\$1,453,799	\$37,365	2.64%	\$1,503,799	\$1,553,799	\$890,000 plus Gas Tax, OCIF - OCIF dov
Roads - Bridges & Culvert	\$100,000	\$100,000	\$100,000	\$0	0.00%	\$150,000	\$153,000	
Roads - Sidewalks	\$25,000	\$25,000	\$25,000	\$0	0.00%	\$14,000	\$14,280	
Roads - Street Lights	\$20,000	\$20,000	\$20,000	\$0	0.00%	\$20,000	\$20,400	
Health - Building Renewal	\$5,000	\$5,000	\$5,000	\$0	0.00%	\$5,000	\$5,100	
Parks - Equipment	\$25,000	\$25,000	\$25,000	\$0	0.00%	\$25,000	\$25,500	
Parks-Renewal	\$0	\$0	\$0	\$0	0.00%	\$25,000	\$25,500	
Parks - Building Renewal	\$0	\$0	\$0	\$0	0.00%	\$0	\$0	
Keystone - Building Renew	\$22,500	\$22,500	\$20,000	(\$2,500)	-11.11%	\$20,000	\$20,000	
Keystone - Equipment	\$0	\$0	\$0	\$0	0.00%	\$0	\$0	
Library - Building Renewal	\$12,500	\$12,500	\$10,000	(\$2,500)	-20.00%	\$10,000	\$10,000	
Planning - Cycling Master Plan	\$0	\$0	\$0	\$0	0.00%	\$0	\$0	
Planning - Official Plan and Zoning Review	\$10,000	\$10,000	\$10,000	\$0	0.00%	\$10,000	\$10,000	
Drains	\$75,000	\$75,000	\$75,000	\$0	0.00%	\$75,000	\$75,000	
Total to Reserves from Tax Levy	\$2,324,221	\$1,618,000	\$1,708,000	\$90,000	5.56%	\$2,347,000	\$2,407,780	
						\$639,000	\$60,780	
						37.41%	2.59%	

Green Lane Requests

Description	2021 Budget	2022 Budget	2023 Budget	2024 Forecast	2025 Forecast	2026 Forecast		Total All Years
Operating Budget								
St. Thomas Recycling Centre - Township Cost	\$16,500	\$17,000	\$17,500	\$18,000	\$18,500	\$19,000		\$155,450
Zero Waste Committee Initiatives	\$2,500	\$2,500	\$3,000	\$3,000	\$3,000	\$3,500		\$19,500
Composter Program Sidsudy	\$5,000							\$5,000
Seniors' Committee	\$5,000	\$5,000	\$5,000	\$5,000	\$5,000	\$5,000		\$44,150
Family Day	\$0	\$5,000	\$0	\$5,000	\$5,000	\$5,000		\$35,000
Basketball Nets - Multi-use Pad at Keystone	\$5,000							\$5,000
Communities in Bloom	\$3,000	\$3,000	\$3,000	\$3,000	\$3,000	\$3,000		\$29,000
History Committee	\$2,000	\$2,000	\$2,000	\$2,000	\$2,000	\$2,000		\$17,500
Greening Communities	\$750	\$750	\$1,000	\$1,000	\$1,000	\$1,000		\$7,750
Parks - Turf Improvement/Overseeding	\$8,000	\$8,000	\$8,000	\$8,000	\$8,000	\$8,000		\$72,000
								\$0
								\$0
Total Operating	\$47,750	\$43,250	\$39,500	\$45,000	\$45,500	\$46,500		\$561,150
Capital Budget								
Talbotville Firehall	\$300,000		\$0	\$300,000				\$1,200,000
Talbotville Park	\$300,000	\$100,000	\$100,000					\$821,700
Talbotville Pumper (2022)		\$225,000	\$225,000					\$450,000
Tractor Roadside Mowing, Snow Plowing	\$65,000							\$65,000
Roads 2011 International 50%	\$150,000							\$150,000
1975 Talbotville Park Tractor	\$20,000							\$20,000
Fingal Heritage Park Projects	\$30,000							\$30,000
Fingal Heritage Park Projects		\$58,142						\$58,142
Replace Roads 2012 Peterbilt 50%		\$132,500						\$132,500
Replace Roads 2000 Mack T7 50%		\$150,000						\$150,000
Replace Roads Backhoe 50%		\$87,500						\$87,500
Replace Roads Loader 50%		\$135,000						\$135,000
Replace Roads 2006 International 50%			\$185,000					\$185,000
Replace Roads 2002 Caterpillar Grader 50%			\$305,000					\$305,000
Roads - New Addition Trackless 50%				\$135,000				\$135,000
Replace Roads 2011 Peterbilt 50%				\$185,000				\$185,000
Replace Roads 2009 Freightliner 50%				\$185,000				\$185,000
Organics Collection Program - Green Bins			\$58,000					\$58,000
Rural Composter Program			\$23,000					\$23,000
Admin Facility Addition / Improvements					\$1,000,000	\$1,000,000		\$2,000,000
								\$0
Total Capital	\$865,000	\$888,142	\$896,000	\$805,000	\$1,000,000	\$1,000,000		\$7,785,758
Total Green Lane Request	\$912,750	\$931,392	\$935,500	\$850,000	\$1,045,500	\$1,046,500		\$8,346,908

Elgin County 2022 Tax Rate Comparison - \$225,000 Median RT Assessment

	2022 Local	2022 County	2022 Ed	Total	Taxes	Southwold Lower by
Aylmer	0.00862287	0.00635462	0.00153000	0.01650749	\$3,714.19	\$761.04
Dutton-Dunwich	0.00842365	0.00635462	0.00153000	0.01630827	\$3,669.36	\$716.21
Central Elgin	0.00835969	0.00635462	0.00153000	0.01624431	\$3,654.97	\$701.82
Malahide	0.00699232	0.00635462	0.00153000	0.01487694	\$3,347.31	\$394.16
Bayham	0.00675167	0.00635462	0.00153000	0.01463629	\$3,293.17	\$340.02
West Elgin	0.00615140	0.00635462	0.00153000	0.01403602	\$3,158.10	\$204.96
St. Thomas*	0.01438020		0.00153000	0.01591020	\$3,579.80	\$626.65
Others Average	0.00761817			0.01550279	\$3,488.13	\$534.98
Southwold	0.00524048	0.00635462	0.00153000	0.01312510	\$2,953.15	

*St. Thomas - no County Rate

Additional Taxation Raised if Tax Rate Increased to West Elgin Level = \$674,280

Additional Taxation Raised if Tax Rate Increased to Other Average = \$1,758,373



THE CORPORATION OF THE TOWNSHIP OF SOUTHWOLD

-ADDENDUM TO AGENDA-

Monday February 6, 2023

SPECIAL MEETING OF COUNCIL

4:00 p.m., Council Chambers Fingal/Via Video Link

For the purpose of Budget Deliberations

2. ADDENDUM TO AGENDA

Items Added:

4. OTHER BUSINESS:

(b) ENG 2023-06 Organic Collection Survey Results

5. CLOSED SESSION:

(a) Personal Matters about an identifiable individual, including municipal or local board members (section 239(2))(b) – Director of Infrastructure and Development Services Recruitment



TOWNSHIP OF SOUTHWOLD

Report to Council

MEETING DATE: February 6, 2023

PREPARED BY: Peter Kavcic, Director of Infrastructure and Development Services

REPORT NO: ENG 2023-06

SUBJECT MATTER: Curbside Organic Composting Program Survey Results

Recommendation(s):

THAT Council approve the organic composting program in the Township of Southwold.

Purpose:

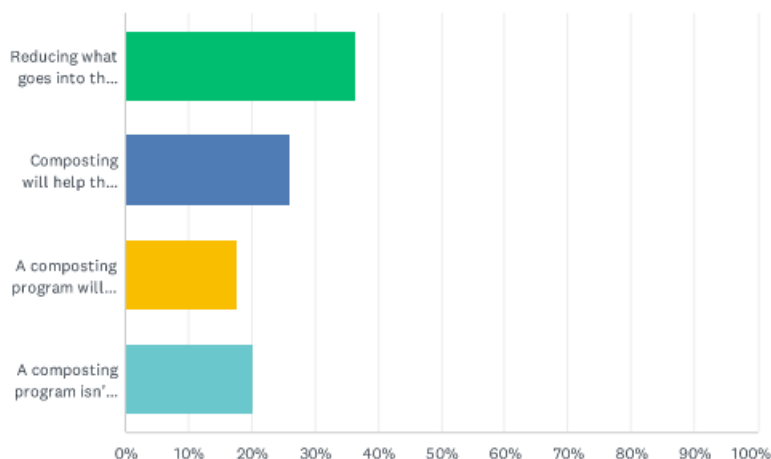
The purpose of the report is to update Council on survey results for the Curbside Organic Composting Program during the February 6 Budget Meeting.

Background:

Staff completed a survey for resident feedback on the curbside organics composting program for Talbotville, Ferndale and Lynhurst areas, as per Council direction on January 9, 2023. There was good resident feedback for this survey with 136 residents responding. Of these residents, there were fourteen residents from rural area as well as one from Central Elgin that participated in the survey. These residents did not change the results of the survey, especially for the last question where we asked if residents would pay a small user fee on taxes for this service. The results of the survey are shown below with comments in Appendix 1.

Q1 Please indicate which statement you agree with most?

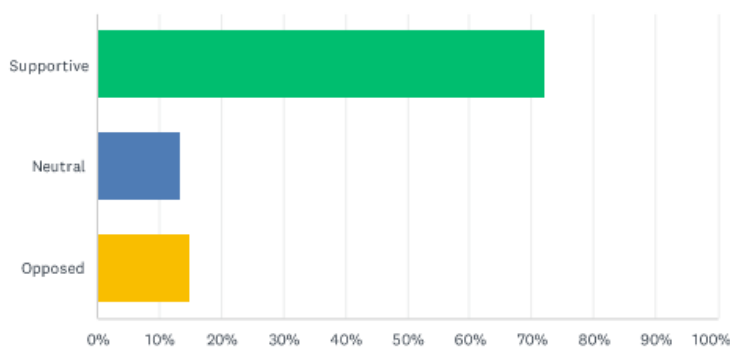
Answered: 135 Skipped: 2



ANSWER CHOICES	RESPONSES	
Reducing what goes into the landfill in the Township of Southwold is important to me	36.30%	49
Composting will help the environment for me and future generations	25.93%	35
A composting program will help change the waste habits within my household	17.78%	24
A composting program isn't needed in our community	20.00%	27
TOTAL		135

Q2 Overall, please indicate your level of support for a residential curbside organics collection program.

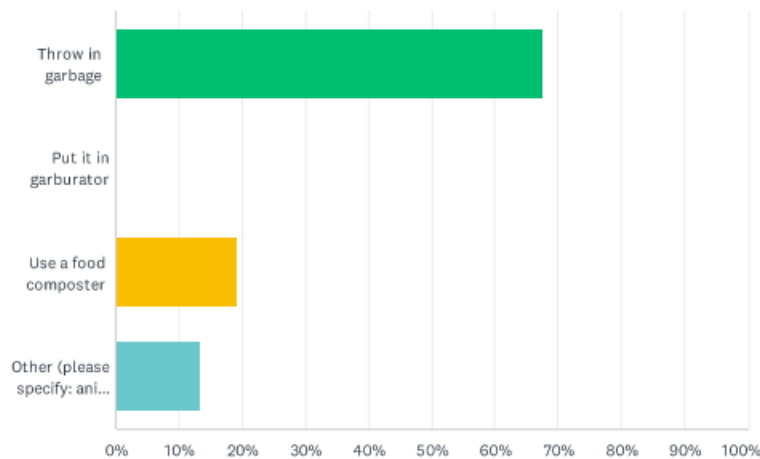
Answered: 136 Skipped: 1



ANSWER CHOICES	RESPONSES	
Supportive	72.06%	98
Neutral	13.24%	18
Opposed	14.71%	20
TOTAL		136

Q3 What do you currently do with your food waste?

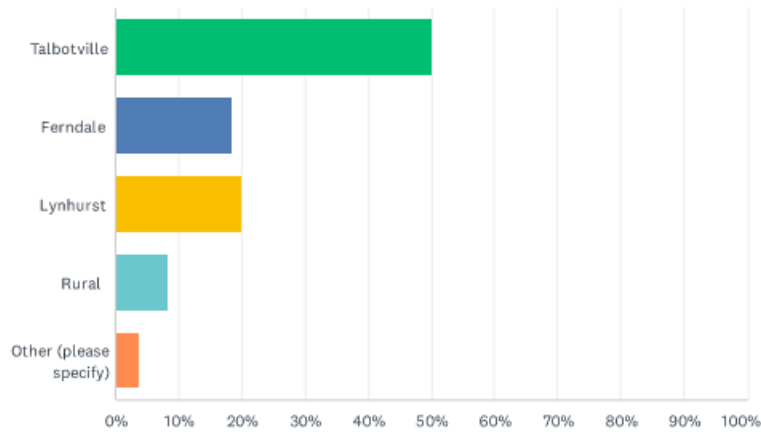
Answered: 136 Skipped: 1



ANSWER CHOICES	RESPONSES	
Throw in garbage	67.65%	92
Put it in garburator	0.00%	0
Use a food composter	19.12%	26
Other (please specify: animal feed, private composting)	13.24%	18
TOTAL		136

Q4 What area of the Township are you located in?

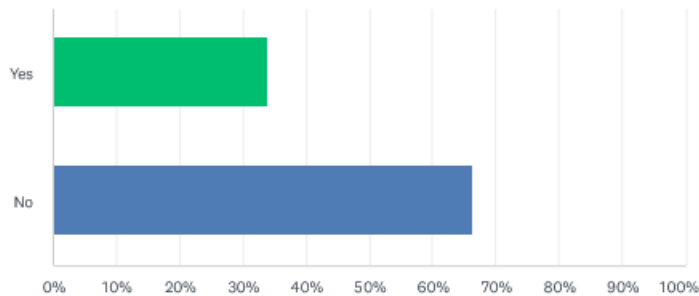
Answered: 136 Skipped: 1



ANSWER CHOICES	RESPONSES	
Talbotville	50.00%	68
Ferndale	18.38%	25
Lynhurst	19.85%	27
Rural	8.09%	11
Other (please specify)	3.68%	5
TOTAL		136

Q5 Are you a new resident of the Township of Southwold?

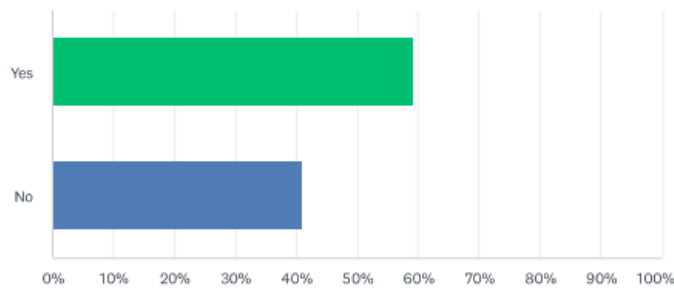
Answered: 136 Skipped: 1



ANSWER CHOICES	RESPONSES	
Yes	33.82%	46
No	66.18%	90
TOTAL		136

Q6 If you answered "Yes" to Question 5 - Did the Municipality, Town or City where you previously resided have a curbside organics collection program?

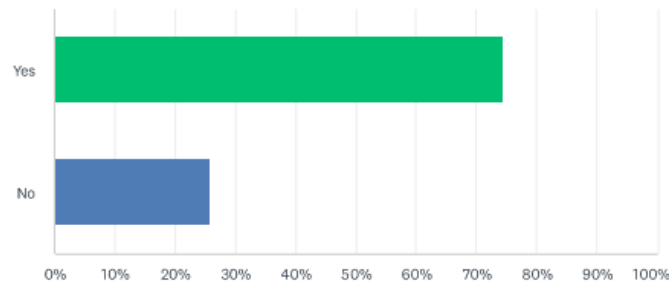
Answered: 61 Skipped: 76



ANSWER CHOICES	RESPONSES	
Yes	59.02%	36
No	40.98%	25
TOTAL		61

Q7 If you answered "yes" to Question 6 - Did you participate in the curbside Organics Collection Program?

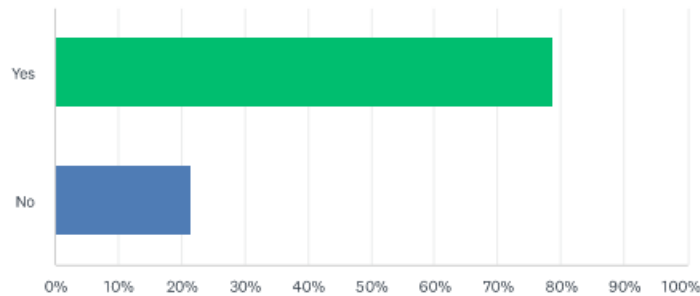
Answered: 47 Skipped: 90



ANSWER CHOICES	RESPONSES	
Yes	74.47%	35
No	25.53%	12
TOTAL		47

Q8 Would you participate in a curbside organics collection program if it was offered?

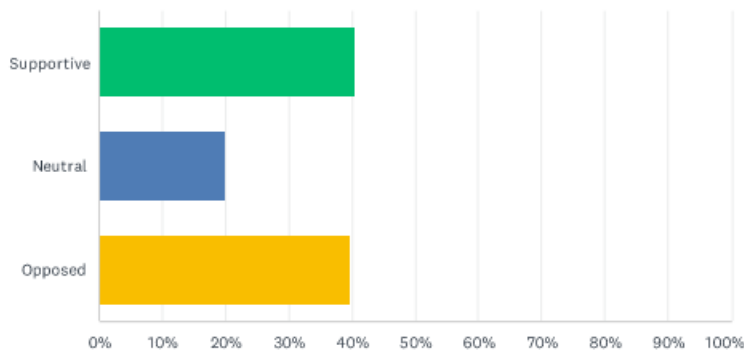
Answered: 136 Skipped: 1



ANSWER CHOICES	RESPONSES	
Yes	78.68%	107
No	21.32%	29
TOTAL		136

Q9 Are you willing to see a small user fee on taxes to get this service? Residents of the Talbotville, Ferndale and Lynhurst areas would see a user fee of approximately \$3.85 for each bi-weekly collection, which equals \$100 for the year. Residents would receive a free green bin and additional bins are subsidized.

Answered: 136 Skipped: 1



ANSWER CHOICES	RESPONSES	
Supportive	40.44%	55
Neutral	19.85%	27
Opposed	39.71%	54
TOTAL		136

Staff have included a breakdown of location for Q9 below.

	Ferndale (26)	Talbotville (68)	New Talbotville (36 of 68)	Lynhurst (27)
Supportive	10 (38%)	29 (42%)	18 (50%)	9 (33%)
Neutral	9 (35%)	12 (18%)	7 (19%)	5 (19%)
Opposed	7 (27%)	27 (40%)	11 (31%)	13 (48%)

Based on the survey results, Staff feel that residents are interested in a curbside organic program and they will use the program to improve their household diversion. The survey results showed that of the residents that participated 72% are supportive of an organics program and 78% would participate in the program. Even though the residents were split on the willingness to pay for the service, Staff recommend to move forward with the program. The program will be a small cost to households in these areas but can have dramatic improvements to our diversion rate. Staff will continue to do outreach on the curbside organic program as well as the changes for garbage and recycling.

Financial Implications:

The funding for the curbside organic program is shown in the budget report.

Strategic Plan Goals:

The above recommendation helps the Township meet the Strategic Plan Goal of:

- Promoting residential, agricultural, commercial, and industrial development by ensuring policies and services are in place to support growth in The Township of Southwold.
- Promoting a healthy, naturally beautiful, and community-oriented municipality by encouraging and supporting involvement of volunteer organizations wishing to provide cultural and recreational activities in the Township of Southwold.
- Providing improved transportation and a strong commitment to asset management with a goal of maintaining the Township’s infrastructure in the promotion of public safety
- Exercising good financial stewardship in the management of Township expenditures and revenues.
- Promoting public engagement, transparent government, and strong communications with all members of the community across various mediums for the strengthening of civic participation.

**Respectfully Submitted by:
Peter Kavcic, P.Eng.
Director of Infrastructure and
Development Services
"Submitted electronically"**

**Approved by:
Jeff Carswell, CAO/Clerk
"Approved electronically"**

Appendix 1 – Resident Comments

ENG 2023-06 - Appendix 1 - Resident Comments

What area of	Are you w	Do you have any feedback or comments that you would like to provide us on curbside organics collection?
Talbotville	Neutral	
Talbotville	Neutral	Coming from a small household, the benefits of bi-weekly organics does not make sense. Our house would not generate enough organics to warrant bi-weekly pickup
Talbotville	Neutral	
Talbotville	Neutral	Compost will reduce so much waste for my family.
Talbotville	Neutral	It is very much needed, especially when garbage collection is not weekly.
Talbotville	Neutral	I think this program is absolutely nessary and with garbage reduction this is a great solution
Talbotville	Neutral	
Talbotville	Neutral	
Talbotville	Neutral	I would only agree to this fee if my area was able to receive this program, yet it doesn't appear that Talbotville Gore Road would be included in this program.
Talbotville	Neutral	Can we please get garbage pick up each week!
Talbotville	Neutral	Yes, let's do it!
Talbotville	Neutral	
Talbotville	Opposed	
Talbotville	Opposed	2 weeks is too long to keep food waste in a bin. The summer would be brutal. Change garbage collection to once a week at least from April-Oct and this becomes allot more viable.
Talbotville	Opposed	
Talbotville	Opposed	
Talbotville	Opposed	What about garbage pick up every week Summer the garbage gets really warm and maggots develop. Not nice
Talbotville	Opposed	
Talbotville	Opposed	\$100 a year per household is steep. I add compost to my own garden. With mortgage rates rising another cost for something I won't use isn't a smart way to budget. Use this money elsewhere like Street cleaning more frequently in the summer months or fixing damaged curbs from all of the construction machines.
Talbotville	Opposed	Will we still be able to put out yard waste in brown bags or only be restricted to the one bin every other week? Also, will we still be able to use the St. Thomas depot for yard waste?
Talbotville	Opposed	
Talbotville	Opposed	
Talbotville	Opposed	
Talbotville	Opposed	I feel that we should stay with the bi-weekly garbage pickup and then we could reduce our garbage and use the compost bins to save the landfill. That makes more sense than having trucks do garbage pickup weekly and composting bi-weekly.
Talbotville	Opposed	
Talbotville	Opposed	
Talbotville	Opposed	We need weekly garbage pick up before a composting program starts. Money should go towards that first. Garbage in the summer is disgusting!
Talbotville	Opposed	
Talbotville	Opposed	
Talbotville	Opposed	Long over due!
Talbotville	Opposed	
Talbotville	Opposed	
Talbotville	Opposed	No thanks. We are busy paying for a sewage line we don't use.
Talbotville	Opposed	The high biweekly amount is going to deter people from supporting this project.
Talbotville	Opposed	
Talbotville	Opposed	I would be happy to see leaf collection in Talbotville, I use a lot of gas taking my pails of leaves to the St.Thomas recycle center. In 2022 I had 96 pails of leaves. I would be on board for composting if the leaves are included, otherwise NO
Talbotville	Opposed	Weekly garbage pickup instead!!!! Can't Amazon subsidise this with their taxes? You want extra income, build an arena!!
Talbotville	Opposed	
Talbotville	Opposed	The issue is compostable material sitting around for 2 weeks. As it stands now a bi-weekly pick up in the summer creates significant issues, including pest and smell issues. I would rather pay that additional \$100 to get weekly pickup.
Talbotville	Supportive	
Talbotville	Supportive	Been in Talbotville 5 years now and lived in St Thomas has had green bin and liked having it very much. Would 100% use it here for a small fee.

Talbotville	Supportive	
Talbotville	Supportive	Concern for amount of pick up. Every other week may be an issue???
Talbotville	Supportive	Please bring this program to Talbotville. We lived in st Thomas prior to moving 2 years ago to Talbotville. It is one of the only things we miss about living in st. Thomas. The amount of garbage bags we now put out has doubled if not more. We have so much food waste that shouldn't be in the garbage. I would also suggest possibly a weekly pick up in the warmer months of the year. This helps to cut down on smell and maggots.
Talbotville	Supportive	Also Reduces the amount of wildlife coming into area to destroy the garbage bags and eat the food they smell
Talbotville	Supportive	
Talbotville	Supportive	
Talbotville	Supportive	While there is a cost involved it is better in the long term for our community and the world.
Talbotville	Supportive	
Talbotville	Supportive	Great idea! We would love to have this service!
Talbotville	Supportive	I trust it would include leaf pickup as well in the fall. That would be an excellent addition to an organic program. Thank you for the opportunity to comment.
Talbotville	Supportive	This is a great initiative and will help resolve illegal compost dumping
Talbotville	Supportive	
Talbotville	Supportive	
Talbotville	Supportive	
Talbotville	Supportive	
Talbotville	Supportive	
Talbotville	Supportive	
Talbotville	Supportive	
Talbotville	Supportive	
Talbotville	Supportive	
Talbotville	Supportive	
Talbotville	Supportive	
Talbotville	Supportive	100% in favour of curbside organics collection.
Talbotville	Supportive	The fact that there wasn't organics pickup here was insane to me. And I think it is a necessity
Talbotville	Supportive	
Talbotville	Supportive	I love this idea..I remember when recycling was such a weird idea and look at us now!
Talbotville	Supportive	

What area	Are you willin	Do you have any feedback or comments that you would like to provide us on curbside organics collection?
Ferndale	Neutral	This is a municipal environmental program which should save the Township in the end. A good organic program almost totally eliminates regular garbage when combined with proper recycling.
Ferndale	Neutral	We need this!
Ferndale	Neutral	
Ferndale	Neutral	
Ferndale	Neutral	
Ferndale	Neutral	
Ferndale	Neutral	We would like the program within our community but if we're paying around \$100 extra per year for this service while reducing waste and garbage service, shouldn't we also see a decrease in our garbage fees? With currently inflation already so high I'd rather pocket the \$100 and do it myself.
Ferndale	Neutral	
Ferndale	Opposed	
Ferndale	Opposed	Money is already tight as is. This world is hard enough to survive in. I don't have an extra \$100 for this service
Ferndale	Opposed	
Ferndale	Opposed	What is included in curbside organics pick up? A list would have been helpful for survey.
Ferndale	Opposed	
Ferndale	Opposed	
Ferndale	Opposed	We need to reduce the waste.
Ferndale	Supportive	
Ferndale	Supportive	Please implement this program! This is very important to many homeowners in my ferndale neighbourhood
Ferndale	Supportive	
Ferndale	Supportive	I've been waiting for this a long time.
Ferndale	Supportive	
Ferndale	Supportive	Consider in addition to the green bin offering a smaller under sink bin for collecting. The easier it is for people to do the more buy in you'll get
Ferndale	Supportive	This is a long overdue step to helping our environment and community
Ferndale	Supportive	I would happily participate in a green bin program if available. I will admit, I have not done thorough research into green bin waste processing and it's ecological impacts, but I know that processing can have some negative ecological impacts as well. I would hope we choose a process that minimizes methane gas release and water waste in order to maximize our positive environmental effect. I hope our choices can help make the best
Ferndale	Supportive	
Other (ple	Supportive	